

# HOLLISTER 2040

GENERAL PLAN UPDATE

## Visioning Workshop

June 30, 2020



# Agenda

- » **6:00 Welcome and Introductions**
- » **6:10 Presentation**
  - What is a General Plan?
  - Overview of the General Plan Update
  - Vision Statement and Small Group Exercise
- » **6:25 Questions and Answers**
- » **6:35 Small Group Discussion**
- » **7:15 Reports Back/Summary**
- » **7:30 Adjourn**

# What is the General Plan?

## » “Blueprint” for Growth & Development

- Establishes community vision and supporting goals, policies, and actions
- Provides consistent direction for future development
- Balances growth, conservation, and quality of life
- Documents baseline environmental conditions



# General Plan “Elements”

## » Required:

- Land Use and Community Design
- Circulation
- Housing
- Natural Resources and Conservation
- Open Space and Agriculture
- Health and Safety (including Noise)

## » Custom to Hollister:

- Community Services and Facilities

## » New Elements as part of this update:

- Arts
- Economic Development
- Environmental Justice

» *Last Updated: 2005*

# General Plan Update Goals





- » Engage broad spectrum of the community
- » Establish the community's vision for Hollister in 2040
- » Maintain small town agricultural character
- » Manage growth consistent with community goals
- » Ensure high quality development
- » Support economic development
- » Respond to State mandates and General Plan Guidelines

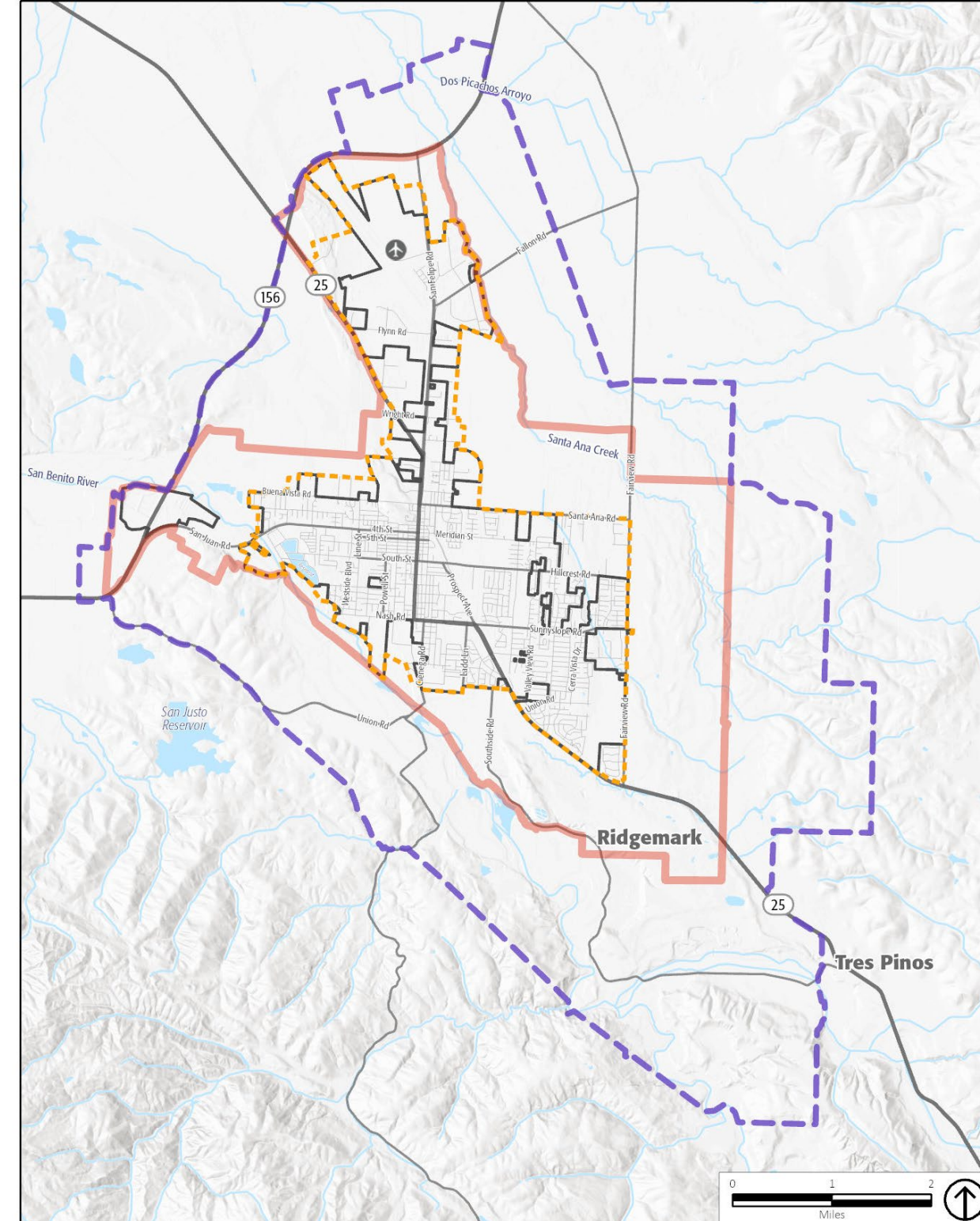
# Project Components

- » **General Plan Update**
- » **SB 743 Implementation (Vehicle Miles Traveled)**
- » **Climate Action Plan**
- » **Hazard Mitigation Plan**
- » **Environmental Impact Report**
- » **Municipal Service Review**



# Planning Area

-  City limit
-  Sphere of Influence
-  Urban Service Area
-  Planning Area



# Opportunities for Public Involvement

- » Workshops and Events (6)
- » Online Activities
- » GPAC Meetings (10)
- » Planning Commission Meetings (4)
- » City Council Meetings (4)

*Due to the COVID-19 pandemic, future outreach will rely upon virtual technology for the foreseeable future.*





# Outreach to Diverse Groups

- » Identify community leaders
- » Utilize existing contacts from all City Departments and elected officials
- » Translate outreach materials
- » Structure meetings and workshops to accommodate diverse participants



# www.Hollister2040.org

[HOME](#)[BACKGROUND ▾](#)[PUBLIC ENGAGEMENT ▾](#)[CALENDAR](#)[DOCUMENTS](#)[CONTACT US](#)[Background](#)[Public Engagement](#)[Calendar](#)[Documents](#)[Contact Us](#)[Sign up for the Mailing List](#)

## PARTICIPATE IN OUR ONLINE ACTIVITIES!

The City of Hollister is embarking upon a major planning process to update the City's General Plan, the document that guides development and conservation in the city over the next 20 years. To develop planning documents that reflect the community's values and priorities, the General Plan Update will be a highly participatory process. For more information, visit the [Background](#) section of this website.



### HOW CAN I GET INVOLVED?

## UPCOMING EVENTS

### Virtual Visioning Workshop

Click [here](#) to register on Eventbrite.

**Date/Time:** 6:00 pm – 7:30 pm  
June 30, 2020

**Location:** Virtual/Online

[Read more](#)

### Virtual Visioning Workshop

Click [here](#) to register on Eventbrite.

**Date/Time:** 7:00 am – 8:30 am  
July 8, 2020



# Current Website Components and Exercises

## » Website includes:

- Background information
- Public engagement opportunities
- Events calendar
- Links to documents

## » Current online activities:

- 2040 Vision Comment Form
- Key Issues Ranking Exercise
- Photo Upload
- Word Cloud

## » Available in English and Spanish



Share a photo



Describe Hollister  
in one word



Share your vision  
for Hollister



Rank key issues

# Schedule and Process

Task	Estimated Timeframe
Baseline Conditions and Future Trends	March – October 2020
Vision	June - September 2020
Policy Assessments and Design Alternatives	October 2020 – February 2021
Draft General Plan	February 2021 - Fall 2021
Other Work Products	Summer 2020 - Fall 2021
Environmental Impact Report	February 2021 - Fall 2021
Public Review and Adoption	Fall 2021 – Winter 2022

# General Plan Advisory Committee Role

**Two main functions, both of which are of equal importance:**

- » **Review and make recommendations to the Planning Commission and City Council on work products that will form the content of the General Plan Update.**
- » **Serve as project ambassadors to spread the word about the General Plan Update, encourage participation, and build community support for the General Plan Update.**



# GPAC Meetings

- » 10 meetings planned
- » Usually 2 hours per meeting
- » Meeting materials will be available online the Friday before the meeting
- » Opportunities for public comment

# GPAC Members

- » **Mayor Ignacio Velasquez**
- » **Councilmember Rolan Resendiz**
- » **Planning Commissioner David Huboi**
- » **One additional Planning Commissioner (vacant)**
- » **One at-large public member (vacant)**

# General Plan Vision Statement

- » Describes the future of Hollister as you would like it to be in 2040
- » Expresses shared community values
- » Relates to topics in the General Plan
- » Guides preparation of General Plan goals and policies

# Sample Vision Statement

## Calistoga General Plan

*Calistoga will remain a walkable, small town, made up of a vibrant, eclectic main street set within pedestrian-oriented neighborhoods of modestly sized homes and surrounded by wineries, vineyards and other agricultural lands. The temperate climate, the Palisades, Napa River and its creeks frame our physical identity.*

*Visitors will continue to be attracted to Calistoga because of its unique small-town character, shops, restaurants, health spas and the surrounding natural beauty. Calistogans know that the town also provides a strong sense of belonging for its residents. It contains a broad array of 19th and early 20th century buildings that form a multifaceted streetscape and support an economically diverse community.*

*Calistoga will retain its qualities for future generations by providing a vibrant economy linked to a viable community social structure, and by conserving the ecosystem that supports it. Calistoga is, and will remain, a community in which its residents can take pride.*

# Sample Vision Statement

## San Mateo General Plan



### Our Vision:

San Mateo is a vibrant, livable, diverse, and healthy community that respects the quality of its neighborhoods, fosters a flourishing economy, is committed to equity, and is a leader in environmental sustainability.

### Our Values:

#### Diversity

We embrace diversity and respect the experiences, contributions, and aspirations of people of all ages, abilities, incomes, and backgrounds. We celebrate arts and culture.

#### Balance

We seek to balance well-designed development and thoughtful preservation with a full spectrum of choices for housing and effective transportation.

#### Inclusivity

We strive to include everyone in community life and decisions for a shared, sustainable future.

#### Prosperity

We cultivate a diverse and thriving economy with different types of homes, jobs, recreation, lifelong learning opportunities, and services for both current and future generations.

#### Resiliency

We are leaders in sustainability, making San Mateo strong and resilient by acting boldly to adapt to a changing world.



# From Vision to Policy: Example

## » Vision Statement

*“Residents can live and work in Hollister.”*

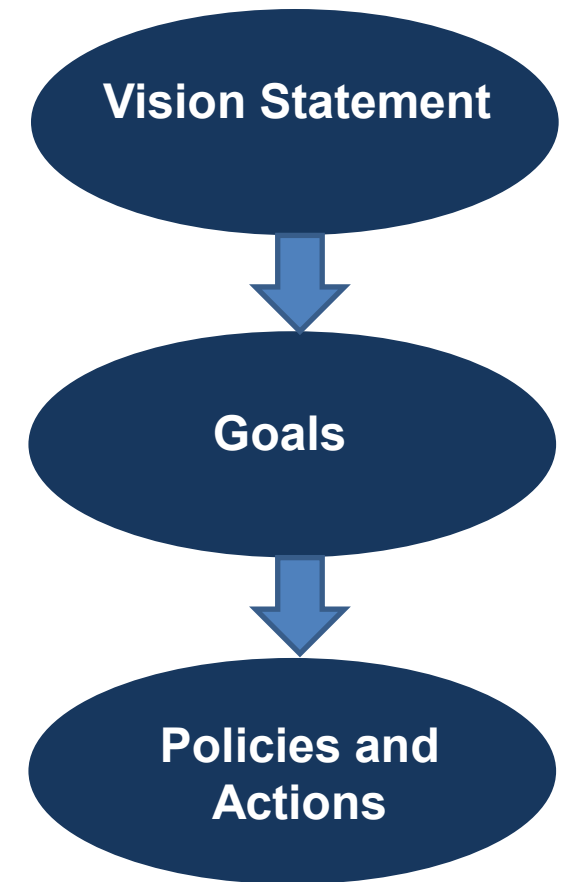
## » Goal (desired outcome)

*Increased local jobs.*

## » Policies and Actions (directives to achieve the goal)

*New land use designations for commercial uses at the airport.*

*Develop a program to attract new businesses to the Industrial Park.*



# Potential Vision Issues

## » What we've heard so far:

- Growth management
- Circulation
- Economic development
- Community identity and high-quality design
- Downtown as community core
- Agricultural preservation

## » Others you might add?



# Small Group Exercise

- » **You will be assigned into breakout rooms**
- » **Small groups will discuss:**
  - What values should drive future decisions?
  - What are the key issues the General Plan should address?
  - For each key issue identified, what is your vision for that key issue in 2040?
- » **Notetakers will record comments**
- » **A spokesperson will report back to large group**
  - Identify common ground
  - Note areas of diverging opinions
- » **One or more small groups will be conducted in Spanish**

# Conversation Guidelines

- » **Speak from your own experience**
- » **Listen to each other**
- » **Respect differences; be curious**
- » **Let everyone participate**
- » **Your thoughts and questions are valuable**


# Upcoming Meetings

## » July 2020: Additional Online Visioning Events

- Wednesday, July 8 at 7 am
- Thursday, July 9 at 6 pm

## » August 2020 (date TBD) – GPAC Meeting #2: Visioning





# HOLLISTER 2040

GENERAL PLAN UPDATE

---

## Visioning Workshop

June 30, 2020



# Zoom Meeting Controls (Computer)

Zoom Meeting ID: [ ]

**Change View**  
Speaker View vs. Gallery View

**View Full Screen**  
Recommended for viewing the presentation  
Press Escape key to exit full screen

**Mute/unmute your microphone during Small Group Exercise**

**Change audio source**  
Select between computer or phone  
Find Participant ID here if you are calling in

**Start/stop your video**  
Video settings

**Participants (22)**

Find a participant

- Janet Chang (Me)
- Tammy Seale (Host)
- GR Grant R
- SC Sloan Campi
- MT Mark Teague (Co-host)

**Zoom Group Chat**

To: Host

Type message here...

Unmute Stop Video Invite Participants Share Screen Chat Record Reactions Leave Meeting

# Zoom Meeting Controls (Computer)

Zoom Meeting ID:

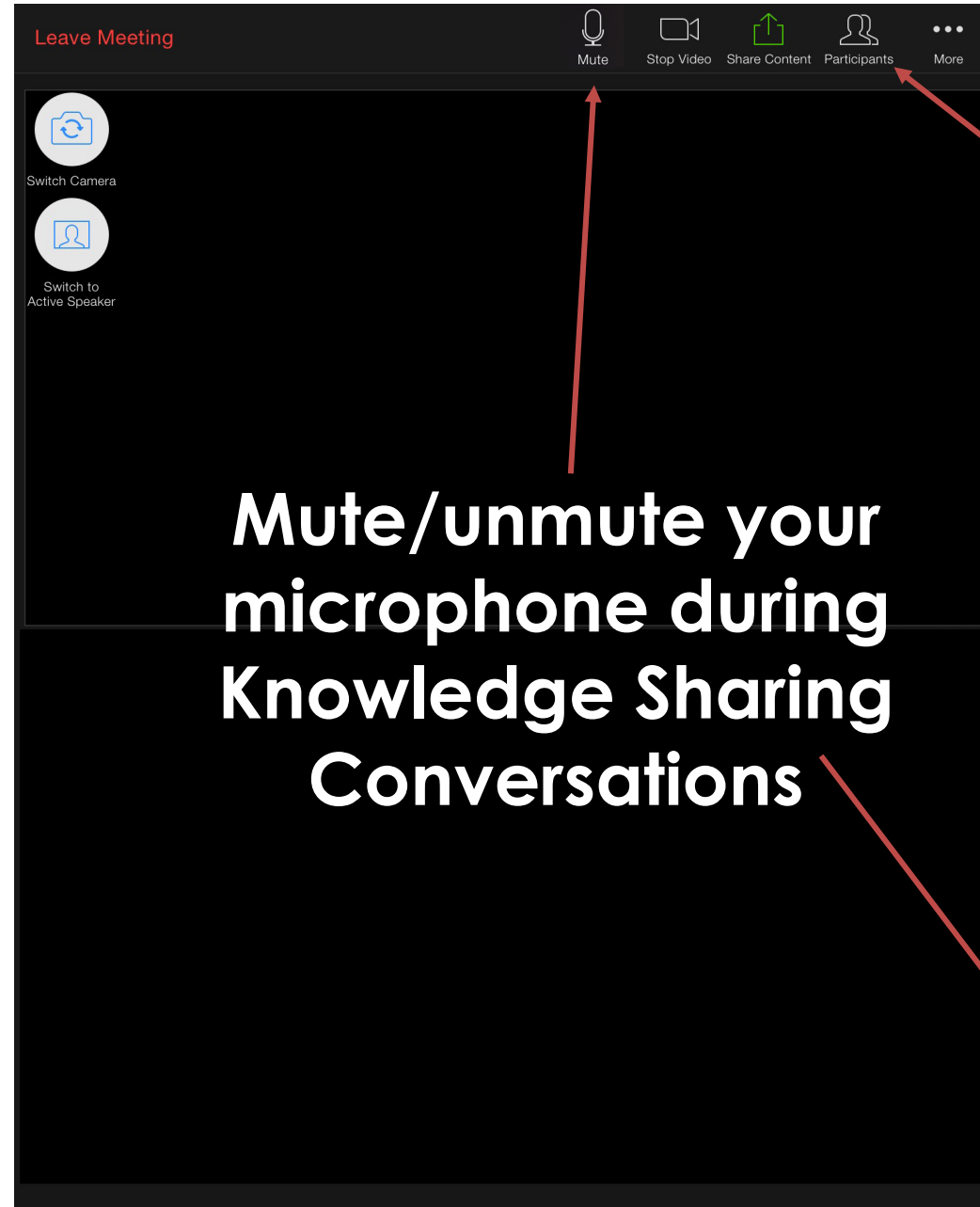
The image shows a Zoom meeting interface with several instructional text blocks and red arrows pointing to specific controls:

- Hover over your name and select "More" -> "Rename" to change your display name, if needed**: An arrow points from this text to the "More" button (three dots) next to "Janet Chang (Me)" in the Participants list.
- Participant list**  
**View meeting participant list**: An arrow points from this text to the "Participants" button in the bottom toolbar.
- Access the chat window**  
**Chat with meeting Chat Hosts to ask questions**: An arrow points from this text to the "Chat" button in the bottom toolbar.
- Choose "Project questions? Ask me!" or "Zoom questions? Ask me!" in drop-down menu**: An arrow points from this text to the "To: Host" dropdown menu in the chat input area.
- Type Message Here**: An arrow points from this text to the text input field in the chat window.

The interface includes a top bar with "Speaker View" and a "Participants (22)" list. The bottom toolbar contains buttons for "Unmute", "Stop Video", "Invite", "Participants", "Share Screen", "Chat", "Record", "Reactions", and "Leave Meeting". The chat window on the right shows a "Zoom Group Chat" with a "To: Host" dropdown and a "Type message here..." input field.

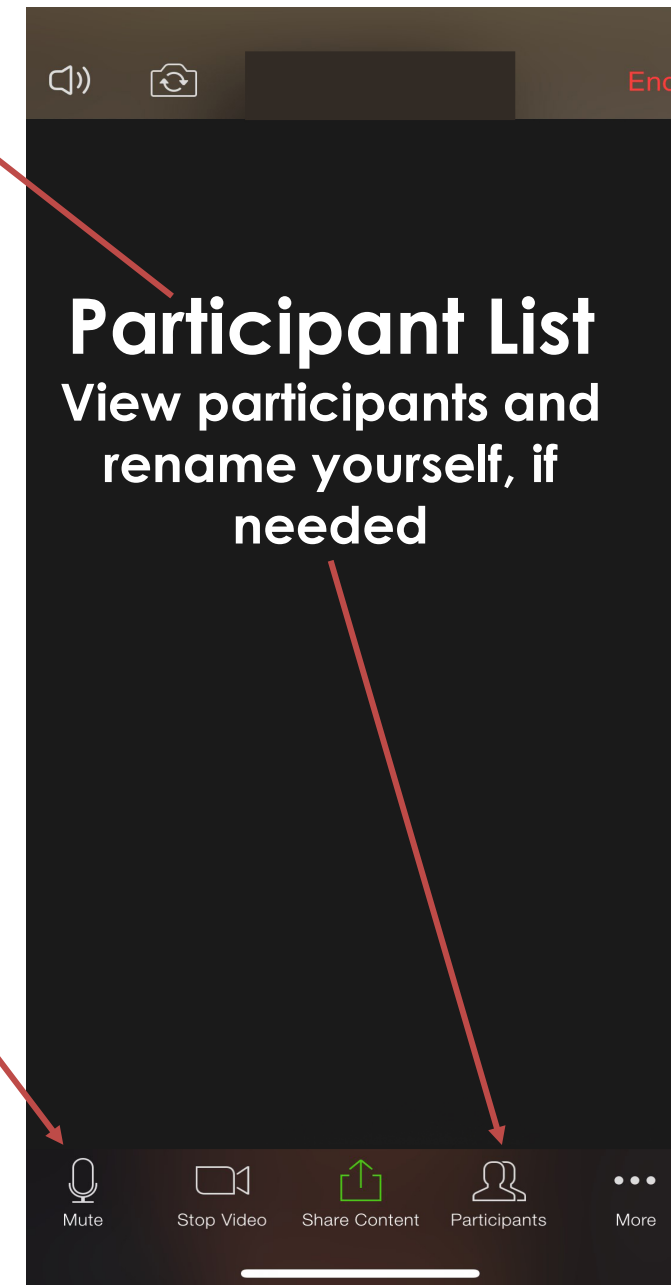
# Zoom Meeting Controls (Tablet/Smart Phone)

Tablet



**Mute/unmute your microphone during Knowledge Sharing Conversations**

Smart Phone

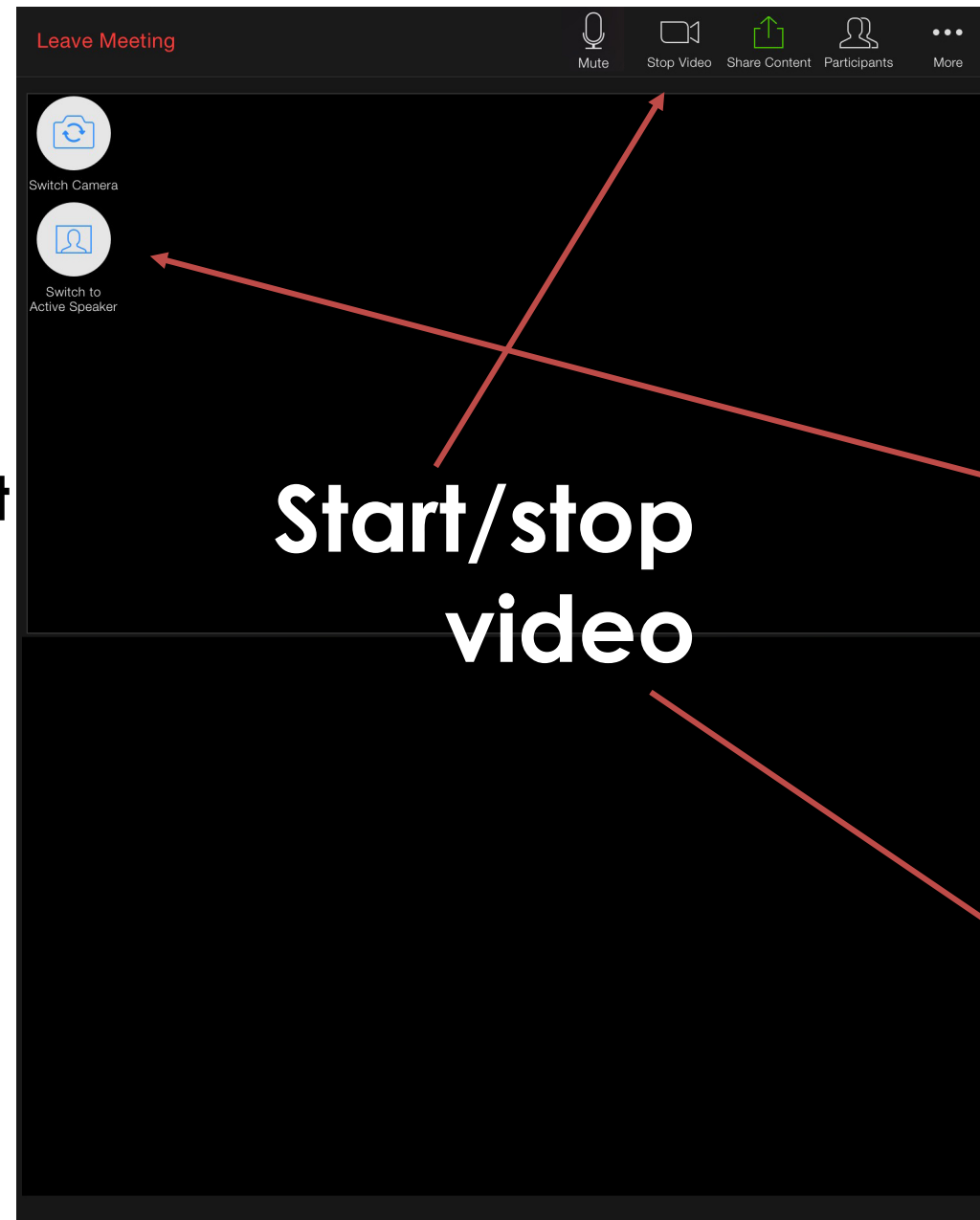


**Participant List**  
View participants and rename yourself, if needed

Choose "Project questions? Ask me!" or "Zoom questions? Ask me!" in drop-down menu for chat

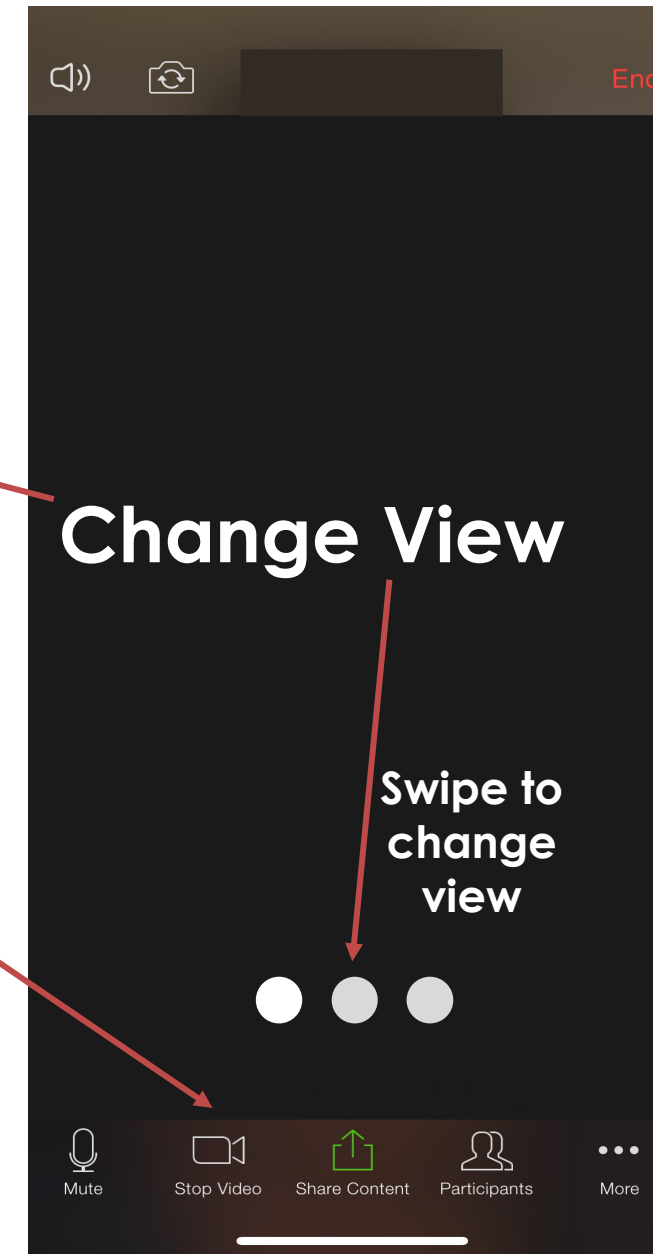
# Zoom Meeting Controls (Tablet/Smart Phone)

Tablet



Start/stop  
video

Smart Phone



Change View

Swipe to  
change  
view

Choose “Project questions? Ask me!” or “Zoom questions? Ask me!” in drop-down menu for chat



# Interpretation (Computer)

**Access interpretation**  
Then select your preferred language option to listen to the interpreter

Participants (2)

- Lindsey Klein (Host, me)
- Ricardo (Interpreter)

Off

- ✓ EN English
- CH Chinese
- FR French
- GE German

Mute Original Audio

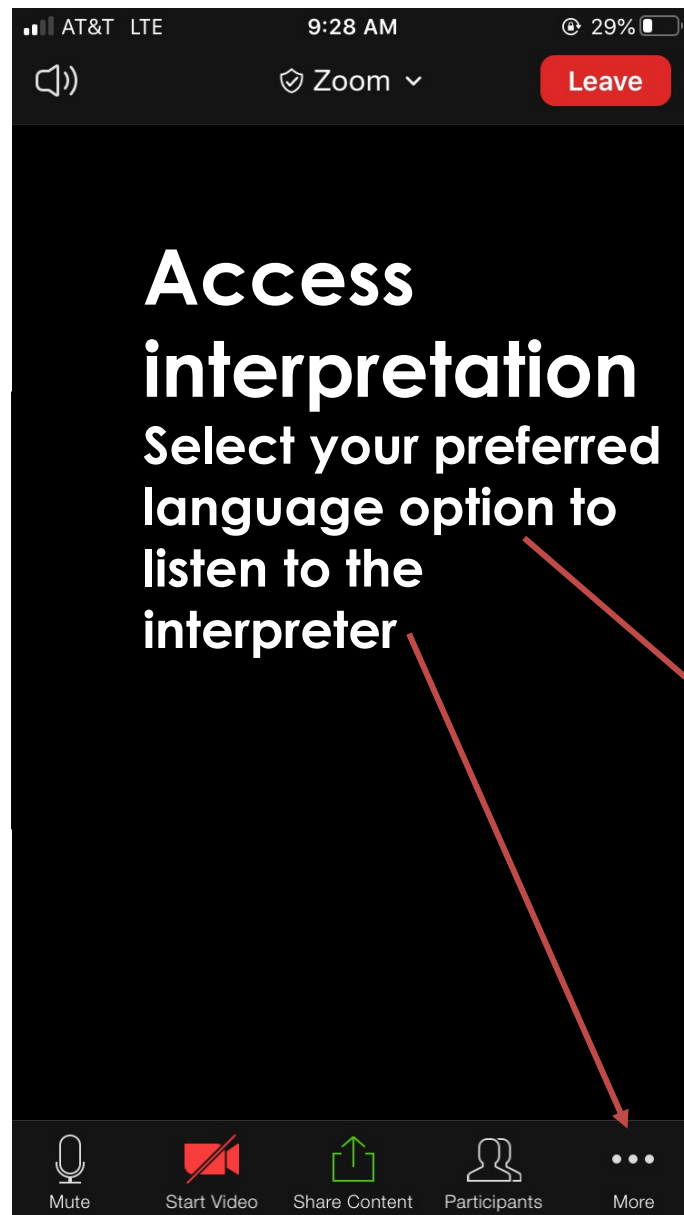
EN English

Mute Start Video Security Participants Chat Share Screen Polling Record Closed Caption Breakout Rooms Interpretation End

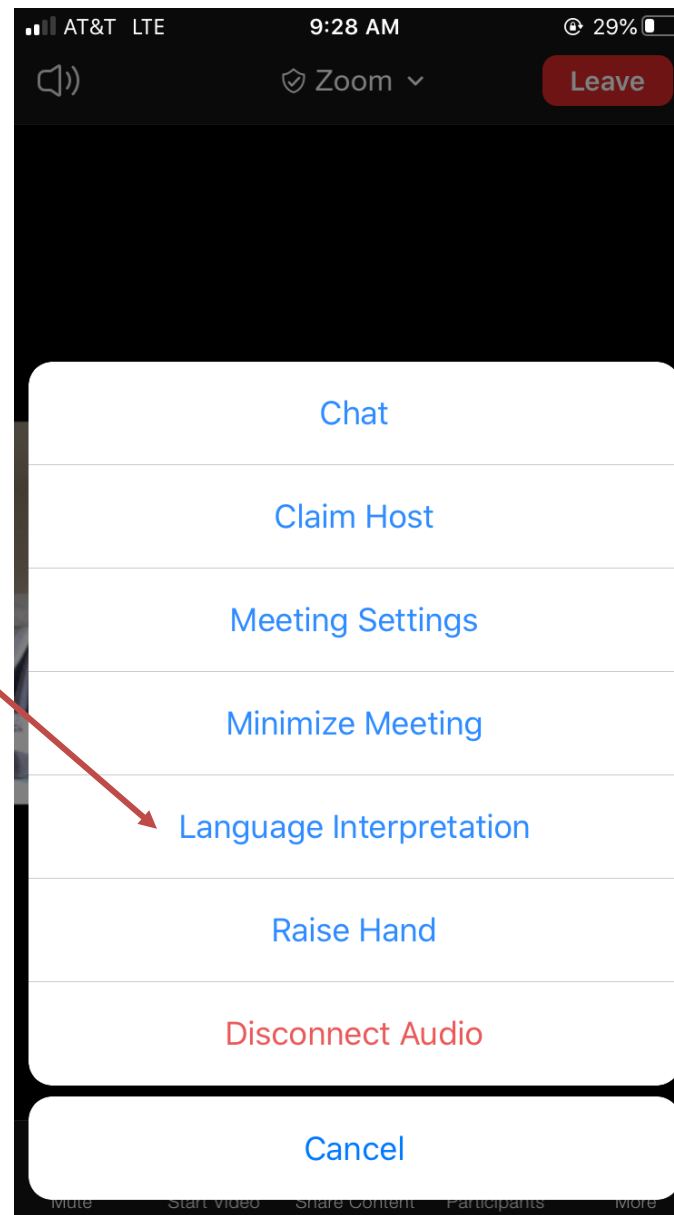
Choose “Project questions? Ask me!” or “Zoom questions? Ask me!” in drop-down menu for chat

# Interpretation (Smart Phone/Tablet)

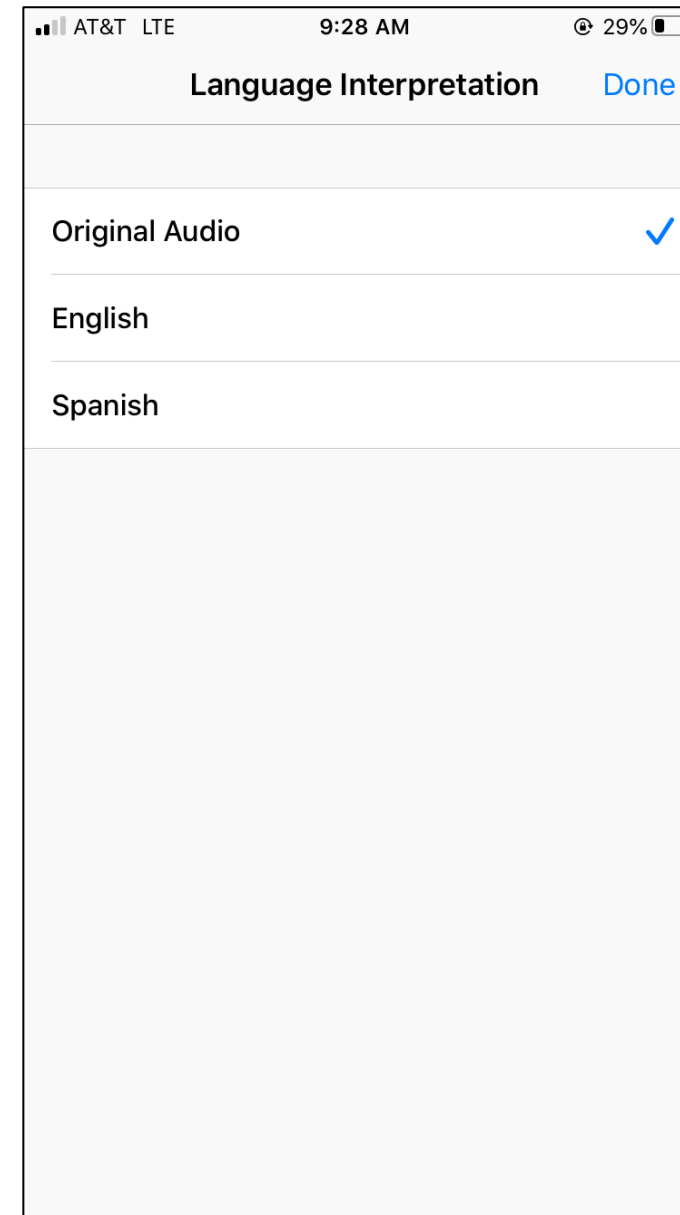
Step 1



Step 2



Step 3



Choose “Project questions? Ask me!” or “Zoom questions? Ask me!” in drop-down menu for chat